


DOWNTOWN DEVELOPMENT AUTHORITY  
OF THE CITY OF LAPEER, MICHIGAN  
FINANCIAL STATEMENTS  
FOR THE YEAR ENDED JUNE 30, 2016  
AND  
INDEPENDENT AUDITORS' REPORT

## CONTENTS

|   | PAGE  |
|---|-------|
| INDEPENDENT AUDITORS' REPORT  | 1-2   |
| MANAGEMENT'S DISCUSSION AND ANALYSIS  | 3-8   |
| STATEMENT OF NET POSITION AND GOVERNMENTAL FUNDS BALANCE SHEET  | 9     |
| RECONCILIATION OF GOVERNMENTAL FUNDS BALANCE SHEET TO THE STATEMENT OF NET POSITION   | 10    |
| STATEMENT OF ACTIVITIES AND GOVERNMENTAL FUND REVENUES, EXPENDITURES AND CHANGES IN FUND BALANCE  | 11    |
| RECONCILIATION OF THE STATEMENT OF REVENUES, EXPENDITURES AND CHANGES IN FUND BALANCES OF GOVERNMENTAL FUNDS TO THE STATEMENT OF ACTIVITIES – GOVERNMENTAL FUNDS  | 12    |
| NOTES TO FINANCIAL STATEMENTS   | 13-18 |
| <b>REQUIRED SUPPLEMENTARY INFORMATION</b>   |       |
| STATEMENT OF REVENUES, EXPENDITURES AND CHANGES IN FUND BALANCE - BUDGET AND ACTUAL GENERAL OPERATIONS  | 20    |
| <b>OTHER SUPPLEMENTARY INFORMATION</b>  |       |
| INDEPENDENT AUDITORS' REPORT ON INTERNAL CONTROL OVER FINANCIAL REPORTING AND ON COMPLIANCE AND OTHER MATTERS BASED ON AN AUDIT OF FINANCIAL STATEMENTS PERFORMED IN ACCORDANCE WITH <i>GOVERNMENT AUDITING STANDARDS</i> | 23-24 |



INDEPENDENT AUDITORS' REPORT

Members of the Downtown Development  
Authority of the City of Lapeer, Michigan  
Lapeer, Michigan

**Report on the Financial Statements**

We have audited the accompanying financial statements of the governmental activities of the **Downtown Development Authority of the City of Lapeer, Michigan** as of and for the year ended June 30, 2016, and the related notes to the financial statements, which collectively comprise the Authority's basic financial statements as listed in the table of contents.

**Management's Responsibility for the Financial Statements**

Management is responsible for the preparation and fair presentation of these financial statements in accordance with accounting principles generally accepted in the United States of America; this includes the design, implementation, and maintenance of internal control relevant to the preparation and fair presentation of financial statements that are free from material misstatement, whether due to fraud or error.

**Auditors' Responsibility**

Our responsibility is to express opinions on these financial statements based on our audit. We conducted our audit in accordance with auditing standards generally accepted in the United States of America and the standards applicable to financial audits contained in *Government Auditing Standards*, issued by the Comptroller General of the United States. Those standards require that we plan and perform the audit to obtain reasonable assurance about whether the financial statements are free from material misstatement.

An audit involves performing procedures to obtain audit evidence about the amounts and disclosures in the financial statements. The procedures selected depend on the auditors' judgment, including the assessment of the risks of material misstatement of the financial statements, whether due to fraud or error. In making those risk assessments, the auditor considers internal control relevant to the entity's preparation and fair presentation of the financial statements in order to design audit procedures that are appropriate in the circumstances, but not for the purpose of expressing an opinion on the effectiveness of the entity's internal control. Accordingly, we express no such opinion. An audit also includes evaluating the appropriateness of accounting principles used and the reasonableness of significant estimates made by management, as well as evaluating the overall presentation of the financial statements.

We believe that the audit evidence we have obtained is sufficient and appropriate to provide a basis for our audit opinions.

**Opinions**

In our opinion, the financial statements referred to above present fairly, in all material respects, the respective financial position of the governmental activities of the Downtown Development Authority of the City of Lapeer, Michigan as of June 30, 2016, and the respective changes in financial position, thereof for the year then ended in accordance with accounting principles generally accepted in the United States of America.

1000 Coolidge Road  
East Lansing, MI 48823

(517) 332-1900  
(517) 332-2082 fax  
Info@LNRCPA.com

Merrick A. Richardson, CPA  
Principal  
Rick@LNRCPA.com

Vickie L. Crouch, CPA, CGFM  
Principal  
Vickie@LNRCPA.com

Stephen D. Plumb, JD, CPA  
Principal  
Steve@LNRCPA.COM

## **Other Matters**

### *Required Supplementary Information*

Accounting principles generally accepted in the United States of America require that the management's discussion and analysis and budgetary comparison information, as listed in the table of contents, be presented to supplement the basic financial statements. Such information, although not a part of the basic financial statements, is required by the Governmental Accounting Standards Board, who considers it to be an essential part of financial reporting for placing the basic financial statements in an appropriate operational, economic, or historical context. We have applied certain limited procedures to the required supplementary information in accordance with auditing standards generally accepted in the United States of America, which consisted of inquiries of management about the methods of preparing the information and comparing the information for consistency with management's responses to our inquiries, the basic financial statements, and other knowledge we obtained during our audit of the basic financial statements. We do not express an opinion or provide any assurance on the information because the limited procedures do not provide us with sufficient evidence to express an opinion or provide any assurance.

### **Other Reporting Required by *Government Auditing Standards***

In accordance with *Government Auditing Standards*, we have also issued our report dated December 16, 2016, on our consideration of the Downtown Development Authority of the City of Lapeer, Michigan's internal control over financial reporting and on our tests of its compliance with certain provisions of laws, regulations, contracts, and grant agreements and other matters. The purpose of that report is to describe the scope of our testing of internal control over financial reporting and compliance and the results of that testing, and not to provide an opinion on internal control over financial reporting or on compliance. That report is an integral part of an audit performed in accordance with *Government Auditing Standards* in considering the Downtown Development Authority of the City of Lapeer, Michigan's internal control over financial reporting and compliance.



*Certified Public Accountants*

December 16, 2016  
East Lansing, Michigan

## Management's Discussion and Analysis

Our discussion and analysis of the Downtown Development Authority of the City of Lapeer's financial performance provides an overview of the Downtown Development Authority's financial activities for the fiscal year ended June 30, 2016. Please read it in conjunction with the Downtown Development Authority's financial statements.

### FINANCIAL HIGHLIGHTS

- The Downtown Development Authority provided contributions to the Center for the Arts in the amount of \$81,000 for Programming and Promotion service agreements and to the Downtown Business Association (DBA) in the amount of \$3,000 for management of the Farmers' Market.
- Provided funding for the DIG Clay Street and Downtown lot project in the amount of \$9,730.
- Provided funding for the debt service on the Lapeer County Abstract Building in the amount of \$14,319.
- Provided a contribution to the Parking Fund in the amount of \$6,250.
- Provided funding for Downtown Maintenance in the amount of \$7,500.

### USING THIS ANNUAL REPORT

This annual report consists of a series of financial statements. The Statement of Net Position and the Statement of Activities provide information about the activities of the Downtown Development Authority as a whole and present a longer-term view of the Downtown Development Authority's finances. Fund financial statements provide more detailed information about the Downtown Development Authority's funds - not the Downtown Development Authority as a whole. These statements tell how these services were financed in the short term as well as what remains for future spending.

### Reporting the Downtown Development Authority as a Whole

One of the most important questions asked about the Downtown Development Authority's finances is, "Is the Downtown Development Authority as a whole better off or worse off as a result of the year's activities?" The Statement of Net Position and the Statement of Activities report information about the Downtown Development Authority as a whole and about its activities in a way that helps answer this question. These statements include all assets and liabilities using the *accrual basis of accounting*, which is similar to the accounting used by most private-sector companies. All of the current year's revenues and expenses are taken into account regardless of when cash is received or paid.

These two statements report the Downtown Development Authority's *net assets* and changes in them. You can think of the Downtown Development Authority's net assets - the difference between assets and liabilities - as one way to measure the Downtown Development Authority's financial health, or *financial position*. Over time, *increases* or *decreases* in the Downtown Development Authority's net assets are one indicator of whether its *financial health* is improving or deteriorating. You will need to consider other non-financial factors, however, such as changes in the Downtown Development Authority's captured property tax base to assess the *overall health* of the Downtown Development Authority.

In the Statement of Net Position and the Statement of Activities, the Downtown Development Authority is shown as a governmental activity while within the City of Lapeer's audit they are shown as a component unit:

- Governmental activities - The Downtown Development Authority's services are reported here. Property taxes finance most of these activities.

### Reporting the Downtown Development Authority's Most Significant Funds

The fund financial statements provide detailed information about the Downtown Development Authority's funds. The Downtown Development Authority's funds utilize the *governmental* accounting approach.

- *Governmental funds* - Most of the Downtown Development Authority's basic services are reported in governmental funds, which focus on how money flows into and out of those funds and the balances left at year-end that are available for spending. These funds are reported using an accounting method called *modified accrual accounting*, which measures cash and all other *financial* assets that can readily be converted to cash. The governmental fund statements provide a detailed *short-term view* of the Downtown Development Authority's general government operations and the basic services it provides. Governmental fund information helps you determine whether there are more or fewer financial resources that can be spent in the near future to finance the Downtown Development Authority's programs. We describe the relationship (or differences) between governmental *activities* (reported in the Statement of Net Position and the Statement of Activities) and governmental *funds* in reconciliation at the bottom of the fund financial statements.

### THE DOWNTOWN DEVELOPMENT AUTHORITY AS A WHOLE

Table 1 was summarized from the Downtown Development Authority Statement of Net Position and provides a comparison of the current and prior years. The net assets of the Downtown Development Authority increased from \$732,049 to \$788,904, an increase of \$56,855 or 7.8%. In the prior year, the net assets increased from \$573,521 to \$732,049, an increase of \$158,528 or 27.6%.

Table 1  
Net Assets  
(In Thousands)

|                             | <u>Governmental<br/>Activities</u><br>2016 | <u>Governmental<br/>Activities</u><br>2015 |
|-----------------------------|--|--|
| Current and other assets    | \$ 92.2                                    | \$ 106.7                                   |
| Capital assets              | <u>696.7</u>                               | <u>625.4</u>                               |
| Total assets                | <u>788.9</u>                               | <u>732.1</u>                               |
| Long-term debt              |  |  |
| Outstanding                 | 0.0  | 0.0  |
| Other liabilities           | <u>0.0</u>                                 | <u>0.0</u>                                 |
| Total liabilities           | <u>0.0</u>                                 | <u>0.0</u>                                 |
| Net assets:                 |  |  |
| Invested in capital assets, |  |  |
| Net of debt                 | 696.7                                      | 625.4                                      |
| Restricted                  | 0.0  | 0.0  |
| Unrestricted (deficit)      | <u>92.2</u>                                | <u>106.7</u>                               |
| Total net assets            | <u>\$788.9</u>                             | <u>\$732.1</u>                             |

## Governmental Activities

As stated previously, the net assets of the Downtown Development Authority's governmental activities increased by \$56,855 or 7.8%. Unrestricted net assets - the part of net assets that can be used to finance day-to-day operations without constraints established by debt covenants, enabling legislation, or other legal requirements - is recorded as Unrestricted Fund Balance of \$92,214.

Table 2 was summarized from the government-wide Statement of Activities. This table summarizes the government-wide program revenues, other revenues, and expenses of the Downtown Development Authority and provides a comparison of the current and prior years.

Table 2  
Changes in Net Assets  
(In Thousands)

|   | Governmental<br><u>Activities</u><br>2016 | Governmental<br><u>Activities</u><br>2015 |
|---|---|---|
| Revenues:   |   |   |
| Program revenues                                      |   |   |
| Charges for Services                                  | \$0.0                                     | \$0.0                                     |
| Operating grants and<br>Contributions                 | 0.0                                       | 0.0                                       |
| General revenues:                                     |   |   |
| Property taxes  | 82.8                                      | 78.6                                      |
| Other   | <u>209.3</u>                              | <u>301.0</u>                              |
| Total Revenues  | <u>292.1</u>                              | <u>379.6</u>                              |
| Expenses:   |   |   |
| General government                                    | \$285.4                                   | \$221.1                                   |
| Interest on long-term<br>Debt                         | <u>0.0</u>                                | <u>0.0</u>                                |
| Total Expenses  | <u>285.4</u>                              | <u>221.1</u>                              |
| Increase (Decrease) in net assets<br>Before transfers | 6.7                                       | 158.5                                     |
| Transfers   | <u>50.2</u>                               | <u>0.0</u>                                |
| Increase (Decrease) in net assets                     | 56.9                                      | 158.5                                     |
| Net assets, July 1                                    | <u>732.0</u>                              | <u>573.5</u>                              |
| Net assets, June 30                                   | <u>\$788.9</u>                            | <u>\$732.0</u>                            |

Total revenue from all sources totaled \$292,096 of which 28.4% or \$82,819 is from property taxes. Other revenues consisted of unrestricted investment earnings of \$145, special events and promotions of \$9,400, contribution from the City of Lapeer of \$123,599 and other revenue of \$76,133. The Downtown Development Authority captured the City of Lapeer millage rate of 9.8000 and the County operating millage of 3.7886 for this fiscal year.

The governmental activities of the Downtown Development Authority had an expense of \$285,411 including depreciation expense of \$19,475 for the past fiscal year. Due to utilizing full accrual on the government-wide statements, the expenditures for capital assets including infrastructure are not recorded as expenses in the current year but are capitalized on the Statement of Net Position and are depreciated over the useful life of the asset. Only the current year depreciation would be included as an expense. Additionally, the Downtown Development Authority had transfers to the General Fund in the amount of \$6,097 for payment of the city administration fee, transfers to the Major Street Fund of \$2,919 and to the Parking Fund of \$6,811 for the Clay Street and Downtown Lot DIG project, a transfer to the 2005 Equipment Financing Fund of \$14,319 to pay the debt service on the LCA Building, a transfer to the Park Fund in the amount of \$7,500 to fund Downtown Maintenance, and a transfer to the Parking Fund in the amount of \$6,250 to provide an operational subsidy to the Parking Fund.

The \$285,411 for governmental activities; including the transfers of \$43,896 to the General Fund, Major Street Fund, Park Fund, 2005 Equipment Financing Fund, and the Parking Fund of the City of Lapeer, was funded from \$82,819 in property taxes. The balance of this cost was funded from other revenues.

## **THE DOWNTOWN DEVELOPMENT AUTHORITY'S FUNDS**

The Downtown Development Authority District #1 received a total of \$82,819 in captured property taxes. The Downtown Development Authority District #1 expended funds on various projects this year which included the reimbursement to the City of Lapeer for debt service on the Clay Street and Downtown Lot DIG Project in the amount of \$9,730. It also expended funds for transfers to the 2005 Equipment Financing Fund of \$14,319 to pay the debt service on the LCA Building, the Park Fund in the amount of \$7,500 to provide funding for Downtown Maintenance, the Parking Fund in the amount of \$6,250 to provide an operational subsidy to the Parking Fund, the Center For the Arts' Programming Services Agreement in the amount of \$81,000 and the Downtown Business Association's Promotion Services Agreement in the amount of \$3,000. Other expenses of the district included DDA Director services of \$27,675, legal fees of \$1,513, design committee of \$900, property maintenance and utilities of \$179,032, property insurance of \$2,810, CBD beautification of \$1,000, special events and promotions of \$7,481 and other miscellaneous items in the amount of \$7,921. Additionally, the district paid an administration fee to the City of Lapeer in the amount of \$6,097 for accounting services and project management. The un-restricted fund balance decreased from \$106,676 to \$92,214, a decrease of \$14,462 or 13.6%.

### **Downtown Development Authority Budgetary Highlights**

The Downtown Development Authority Budget total did not change during the fiscal year.

## **CAPITAL ASSET AND DEBT ADMINISTRATION**

### **Capital Assets**

The Downtown Development Authority's investment in capital assets for its governmental activities as of June 30, 2016 amounts to \$696,690 (net of accumulated depreciation). This is an increase of \$71,317 from the prior year amount of \$625,373. This investment in capital assets is for land, buildings, and equipment.

### **Debt**

The Downtown Development Authority does not have any outstanding debt.

## **ECONOMIC FACTORS AND NEXT YEAR'S BUDGETS AND RATES**

- Inflationary trends in the region compare favorably to national indices.
- Projected captured taxable value as determined by the City Assessor.

The Downtown Development Authority reviews its current budget to determine available fund balances to be appropriated for next year's budget. This along with the projected captured taxable value from the city assessor provides the basis of establishing the annual budget. Funds are appropriated based upon project recommendations made by the City of Lapeer staff to the Downtown Development Authority Board. Funds not appropriated for specific projects are budgeted as "Unappropriated". These funds can then be utilized to fund any project that may develop during the fiscal year or to provide additional funding to a project if actual costs were to exceed the budget.



## **Requests for Information**

This financial report is designed to provide a general overview of the Downtown Development Authority's finances for all those with an interest in the government's finances. Questions concerning any of the information provided in this report or requests for additional financial information should be addressed to the City of Lapeer, Director of Financial Services, 576 Liberty Park, Lapeer, MI 48446.

THIS PAGE INTENTIONALLY BLANK

**DOWNTOWN DEVELOPMENT AUTHORITY OF THE  
CITY OF LAPEER, MICHIGAN**

STATEMENT OF NET POSITION AND GOVERNMENTAL FUNDS BALANCE SHEET

JUNE 30, 2016

|   | GENERAL<br>FUND      | ADJUSTMENTS           | STATEMENT<br>OF NET<br>POSITION |
|---|----------------------|-----------------------|---------------------------------|
| <b>ASSETS</b>                                       |                      |                       |                                 |
| Cash - checking                                     | \$ 11,143            | \$                    | \$ 11,143                       |
| Cash - savings                                      | 80,308               |                       | 80,308                          |
| Accounts receivable                                 | 20                   |                       | 20                              |
| Due from other units                                | 743                  |                       | 743                             |
| Capital assets not being depreciated                |                      | 154,000               | 154,000                         |
| Capital assets (net of<br>accumulated depreciation) |                      | <u>542,690</u>        | <u>542,690</u>                  |
| <b>TOTAL ASSETS</b>                                 | <u>\$ 92,214</u>     | <u>\$ 696,690</u>     | <u>\$ 788,904</u>               |
| <br><b>LIABILITIES AND FUND BALANCE</b>             |                      |                       |                                 |
| <b>LIABILITIES</b>                                  |                      |                       |                                 |
| Accounts payable                                    | \$ _____             | \$ _____              | \$ _____                        |
| <br><b>FUND BALANCE/NET POSITION</b>                |                      |                       |                                 |
| Net investment in capital assets                    |                      | 696,690               | 696,690                         |
| Unrestricted  | <u>92,214</u>        |                       | <u>92,214</u>                   |
| <b>TOTAL FUND BALANCE/NET POSITION</b>              | <u>92,214</u>        | <u>696,690</u>        | <u>788,904</u>                  |
| <br><b>TOTAL LIABILITIES AND<br/>FUND BALANCE</b>   | <br><u>\$ 92,214</u> | <br><u>\$ 696,690</u> | <br><u>\$ 788,904</u>           |

See accompanying notes to financial statements.

**DOWNTOWN DEVELOPMENT AUTHORITY OF THE  
CITY OF LAPEER, MICHIGAN**  
RECONCILIATION OF THE GOVERNMENTAL FUNDS BALANCE SHEET  
TO THE STATEMENT OF NET POSITION  
JUNE 30, 2016

|  |    |         |
|--|----|---------|
| Total fund balances - governmental funds   | \$ | 92,214  |
| Amounts reported for governmental activities in the statement of net position are different because:   |    |         |
| Capital assets used in governmental activities are not financial resources and therefore are not reported as assets in governmental funds. The cost of the assets is \$923,854 and the accumulated depreciation is \$227,164 |    | 696,690 |
| TOTAL NET POSITION - GOVERNMENTAL ACTIVITIES   | \$ | 788,904 |

See accompanying notes to financial statements.

**DOWNTOWN DEVELOPMENT AUTHORITY OF THE  
CITY OF LAPEER, MICHIGAN**

STATEMENT OF ACTIVITIES AND GOVERNMENTAL FUND REVENUES,  
EXPENDITURES AND CHANGES IN FUND BALANCE  
FOR THE YEAR ENDED JUNE 30, 2016

|   | GENERAL<br>FUND         | ADJUSTMENTS              | STATEMENT<br>OF NET<br>ACTIVITIES |
|---|-------------------------|--------------------------|-----------------------------------|
| EXPENDITURES                            |                         |                          |                                   |
| General government                      | \$ 356,728              | \$ (90,792)              | \$ 265,936                        |
| Depreciation                            |                         | <u>19,475</u>            | <u>19,475</u>                     |
|   | <u>356,728</u>          | <u>(71,317)</u>          | <u>285,411</u>                    |
| REVENUES                                |                         |                          |                                   |
| Program Revenues                        |                         |                          |                                   |
| Operating grants<br>and contributions   |                         |                          |                                   |
| Net program expense                     | <u>(356,728)</u>        | <u>71,317</u>            | <u>(285,411)</u>                  |
| General Revenues                        |                         |                          |                                   |
| Property taxes                          | 82,819                  |                          | 82,819                            |
| Interest income                         | 145                     |                          | 145                               |
| Special Events/Promotions               | 9,400                   |                          | 9,400                             |
| Miscellaneous                           | 76,133                  |                          | 76,133                            |
| Contribution from<br>primary government | <u>123,599</u>          |                          | <u>123,599</u>                    |
|   | <u>292,096</u>          |                          | <u>292,096</u>                    |
| CHANGE IN NET POSITION                  | (64,632)                | 71,317                   | 6,685                             |
| EQUITY TRANSFER                         | 50,170                  |                          | 50,170                            |
| FUND BALANCE/<br>NET POSITION, JULY 1   | <u>106,676</u>          | <u>625,373</u>           | <u>732,049</u>                    |
| FUND BALANCE/<br>NET POSITION, JUNE 30  | <u><u>\$ 92,214</u></u> | <u><u>\$ 696,690</u></u> | <u><u>\$ 788,904</u></u>          |

See accompanying notes to financial statements.

**DOWNTOWN DEVELOPMENT AUTHORITY OF THE  
CITY OF LAPEER, MICHIGAN**

RECONCILIATION OF THE STATEMENT OF REVENUES, EXPENDITURES AND CHANGES IN FUND BALANCES OF  
GOVERNMENTAL FUNDS TO THE STATEMENT OF ACTIVITIES - GOVERNMENTAL FUNDS  
FOR THE YEAR ENDED JUNE 30, 2016

|   |                 |
|---|-----------------|
| Net changes in fund balances - total governmental funds   | \$ (64,632)     |
| Amounts reported for governmental activities in the statement of activities are different because:  |                 |
| Governmental funds report capital outlays as expenditures, however, in the statement of activities, the cost of those assets are depreciated over their estimated useful lives. |                 |
| Less: current year depreciation   | (19,475)        |
| Purchases of fixed assets   | <u>90,792</u>   |
| CHANGE IN NET POSITION OF GOVERNMENTAL ACTIVITIES   | <u>\$ 6,685</u> |

See accompanying notes to financial statements.

**DOWNTOWN DEVELOPMENT AUTHORITY OF THE  
CITY OF LAPEER, MICHIGAN**

NOTES TO FINANCIAL STATEMENTS

JUNE 30, 2016

**NOTE 1: REPORTING ENTITY**

In accordance with the criteria established by the National Council on Governmental Accounting (NCGA) Statement 3, the Downtown Development Authority is considered a component unit of the City of Lapeer, Michigan for financial accounting and reporting purposes. These criteria include: the extent of oversight responsibility, selection of governing authority, designation of management, the ability of the City to significantly influence operations, and the accountability for fiscal matters including the level of City financing and/or moral and legal responsibility for long-term debt.

The financial statements of the Downtown Development Authority of the City of Lapeer are presented as the financial statements of a fund which is an integral part of the financial reporting oversight unit of the City of Lapeer, Michigan.

**NOTE 2: SUMMARY OF SIGNIFICANT ACCOUNTING POLICIES**

The accounting policies of the Downtown Development Authority conform to U.S. generally accepted accounting principles as applicable to governmental units. The summary of the more significant accounting policies are presented to assist the reader in interpreting the financial statements and other data in this report.

Government-Wide and Fund Financial Statements

The government-wide financial statements (i.e. the statement of net position and the statement of changes in net position) report information on all of the nonfiduciary activities of the primary government of the Downtown Development Authority of the City of Lapeer. For the most part, the effect of interfund activities has been removed from these statements. Governmental activities, which are normally supported by taxes and intergovernmental revenues, are reported separately from business-type activities, which rely to a significant extent on fees and charges for services.

The statement of activities demonstrates the degree to which the direct expenses of a function or segment are offset by program revenues. Direct expenses are those that are clearly identifiable with a specific function or segment. Program revenues include 1) charges to customers or applicants who purchase, use or directly benefit from goods, services or privileges provided by a given function or segment and 2) grants and contributions that are restricted to meeting the operational or capital requirements of a particular function or segment. Taxes and other items not properly included among program revenues are reported instead as general revenues.

Measurement Focus, Basis of Accounting, and Financial Statements

The government-wide financial statements are reported using the economic resources measurement focus and the accrual basis of accounting. Revenues are recorded when earned and expenses are recorded when a liability is incurred, regardless of the timing of related cash flows. Property taxes are recognized as revenues in the year for which they are levied. Grants and similar items are recognized as revenues as soon as all eligibility requirements imposed by the provider have been met.

Governmental fund financial statements are reported using the current financial resources measurement focus and the modified accrual basis of accounting. Revenues are recognized as soon as they are both measurable and available. Revenues are considered available when they are collectible within the current period or soon enough thereafter to pay liabilities of the current period. Expenditures are recorded when a liability is incurred, as under accrual accounting. However, debt service expenditures and compensated absences, and claims and judgments are recorded only when payment is due.

**DOWNTOWN DEVELOPMENT AUTHORITY OF THE  
CITY OF LAPEER, MICHIGAN**

NOTES TO FINANCIAL STATEMENTS - Continued

JUNE 30, 2016

NOTE 2: **SUMMARY OF SIGNIFICANT ACCOUNTING POLICIES** – Continued

Measurement Focus, Basis of Accounting and Financial Statements - Concluded

Property taxes, franchise fees, licenses and interest associated with the current fiscal period are all considered to be susceptible to accrual and have been recognized as revenues of the current fiscal period. All other revenue items are considered to be measurable and available only when cash is received by the Downtown Development Authority.

Estimates

The preparation of financial statements in conformity with U.S. generally accepted accounting principles requires management to make estimates and assumptions that affect the reported amounts of assets and liabilities and disclosure of contingent assets and liabilities at the date of the financial statements and the reported amounts of revenues and expenses during the reporting period. Actual results could differ from those estimates.

Capital Assets

Capital assets, which include property, plant, equipment, and infrastructure assets (e.g. streets, bridges, and sidewalks), are reported in the applicable governmental or business-type activities columns in the government-wide financial statements. Capital assets are defined by the Downtown Development Authority as assets with an initial, individual cost of \$5,000 or more and an estimated useful life in excess of one year.

All capital assets are valued at historical cost or estimated historical cost if actual cost is not available. Donated capital assets are recorded at estimated fair market value on the date of donation.

The costs of normal maintenance and repairs that do not add to the value of the assets or materially extend assets lives are not capitalized.

Depreciation of all exhaustible capital assets used is charged as an expense against their operations in the government-wide statements. Accumulated depreciation is reported on the government-wide statement. The straight-line depreciation method is applied over the estimated useful lives of fixed assets.

The straight-line depreciation method is used for all depreciable capital assets. The estimated useful lives for capital assets are displayed in the table below:

| ASSET CLASS       | DEPRECIABLE LIFE |
|-------------------|------------------|
| Land              | n/a              |
| Land improvements | 10-20 years      |
| Buildings         | 20-40 years      |



**DOWNTOWN DEVELOPMENT AUTHORITY OF THE  
CITY OF LAPEER, MICHIGAN**

NOTES TO FINANCIAL STATEMENTS - Continued

JUNE 30, 2016

NOTE 2: **SUMMARY OF SIGNIFICANT ACCOUNTING POLICIES** – Concluded

Long-Term Liabilities

In the government-wide financial statements, long-term debt and other long-term obligations are reported as liabilities in the applicable governmental activities.

In the fund financial statements, governmental fund types recognize bond premiums and discounts, as well as bond issuance costs, during the current period. The face amount of debt issued is reported as other financing sources. Premiums received on debt issuances are reported as other financing sources. Bond discounts are reported as other financing uses. Issuance costs, whether or not withheld from the actual debt received, are reported as debt service.

NOTE 3: **CASH, CASH EQUIVALENTS, AND INVESTMENTS**

In accordance with Michigan Compiled Laws, the City Treasurer is authorized to invest in the following investment vehicles:

1. Bonds, securities, and other obligations of the United States or an agency or instrumentality of the United States.
2. Certificates of deposit, savings accounts, deposit accounts, or depository receipts of a bank which is a member of the Federal Deposit Insurance Corporation (FDIC) or a savings and loan association which is a member of the Federal Savings and Loan Insurance Corporation (FSLIC) or a credit union which is insured by the National Credit Union Administration, but only if the bank, savings and loan association, or credit union is eligible to be a depository of surplus funds belonging to the State under Section 5 or 6 of Act No. 105 of the Public Acts of 1855, as amended, being Section 21.145 and 21.146 of the Michigan Compiled Laws.
3. Commercial paper rated at the time of purchase within the three (3) highest classifications established by not less than two (2) standard rating services and which matures not more than 270 days after the date of purchase.
4. The United States government or Federal agency obligations repurchase agreements.
5. Bankers acceptances of United States banks.
6. Mutual funds composed of investment vehicles, which are legal for direct investment by local units of government in Michigan.

FDIC regulations provide that deposits of governmental units are to be separately insured for the amount of \$250,000 in an insured bank for savings deposits and \$250,000 for demand deposits. Furthermore, if specific deposits are regulated by statute or bond indenture, these specific deposits are to be separately insured for the amount of \$250,000. For the purpose of these rules, the term “savings deposits” includes NOW accounts, money market deposit accounts, and other interest-bearing checking accounts.

Deposits

There is a custodial credit risk as it relates to deposits. In the case of deposits, this is the risk that in the event of a bank failure, the Authority’s deposits may not be returned to it. As of June 30, 2016, the carrying amount of the Authority’s deposits was \$91,451 and the bank balance was \$91,551 of which \$91,551 was covered by federal depository insurance. The remaining balance of \$0 was uninsured and uncollateralized.

**DOWNTOWN DEVELOPMENT AUTHORITY OF THE  
CITY OF LAPEER, MICHIGAN**

NOTES TO FINANCIAL STATEMENTS - Continued

JUNE 30, 2016

NOTE 3: **CASH, CASH EQUIVALENTS AND INVESTMENTS** - Concluded

Deposits - Concluded

Due to significantly higher cash flow at certain periods during the year, the amount the Authority held as cash and cash equivalents increased significantly. As a result, the amount of uninsured and uncollateralized cash and cash equivalents were substantially higher at these peak periods than at year end.

Credit Risk

State law limits investments in certain types of investments to a prime or better rating issued by nationally recognized statistical rating organizations (NRSRO's). As of June 30, 2016, the Authority did not have any investment that would be subject to rating.

Interest Rate Risk

The Authority will minimize interest rate risk, which is the risk that the market value of securities in the portfolio will fall due to changes in market interest rates, by designing its portfolio in a manner to attain a market rate of return throughout the budgetary and economic cycles while preserving and protecting capital.

Concentration of Credit Risk

The Authority will minimize concentration of credit risk, which is the risk of loss attributed to the magnitude of the Authority's investment in a single issuer, by diversifying the investment portfolio to prevent over concentration of assets in a specific maturity, individual financial institution, or specific class of securities.

Custodial Credit Risk

The Authority will minimize custodial credit risk, which is the risk of loss due to failure of the security issuer or backer by:

- Limiting investments to the types of securities listed in the Authority's investment policy.
- Pre-qualifying the financial institutions, brokers/dealers, intermediaries, and advisors with which the Authority will do business in accordance with the Authority's investment policy.

**DOWNTOWN DEVELOPMENT AUTHORITY OF THE  
CITY OF LAPEER, MICHIGAN**

NOTES TO FINANCIAL STATEMENTS - Continued  
JUNE 30, 2016

**NOTE 4: CAPITAL ASSETS**

A summary of changes in the Authority's capital assets is as follows:

|  | JULY 1            | ADDITIONS         | DELETIONS         | JUNE 30           |
|--|-------------------|-------------------|-------------------|-------------------|
| Capital assets not<br>being depreciated        |                   |                   |                   |                   |
| Land   | \$ 154,000        | \$                | \$                | \$ 154,000        |
| Construction in process                        | <u>115,780</u>    | <u>90,792</u>     | <u>206,572</u>    | <u>          </u> |
| Total capital assets not<br>being depreciated  | <u>269,780</u>    | <u>90,792</u>     | <u>206,572</u>    | <u>154,000</u>    |
| Capital assets being<br>depreciated            |                   |                   |                   |                   |
| Buildings                                      | 563,282           | 206,572           |                   | 769,854           |
| Less: Accumulated<br>depreciation              |                   |                   |                   |                   |
| Buildings                                      | <u>207,689</u>    | <u>19,475</u>     | <u>          </u> | <u>227,164</u>    |
| Total capital assets being<br>depreciated, net | <u>355,593</u>    | <u>187,097</u>    | <u>          </u> | <u>542,690</u>    |
| Net capital assets                             | <u>\$ 625,373</u> | <u>\$ 277,889</u> | <u>\$ 206,572</u> | <u>\$ 696,690</u> |

**NOTE 5: EXCESS OF EXPENDITURES OVER APPROPRIATIONS IN INDIVIDUAL FUNDS**

P.A. 621 of 1978 provides that cities and other local units of government shall not incur expenditures in excess of the amounts appropriated in the formal budget document adopted by the Authority.

There were no expenditures in excess of the budget.

**NOTE 6: DETAILS OF FUND BALANCE CATEGORIES AND CLASSIFICATIONS**

In February, 2009, the GASB issued Statement No. 54, *Fund Balance Reporting and Governmental Fund Type Definitions*. The objective of this Statement is to enhance the usefulness of fund balance information by providing clearer fund balance classifications that can be more consistently applied and by clarifying the existing governmental fund type definitions. This Statement establishes fund balance classifications that comprise a hierarchy based primarily on the extent to which a government is bound to observe constraints imposed upon the use of the resources reported in governmental funds. Under this standard, the fund balance classifications of reserved, designated and unreserved have been replaced with five new classifications: non-spendable, restricted, committed, assigned and unassigned.

NOTES TO FINANCIAL STATEMENTS - Concluded

JUNE 30, 2016

NOTE 6: **DETAILS OF FUND BALANCE CATEGORIES AND CLASSIFICATIONS - Concluded**

*Non-spendable* – assets that are not available in a spendable form such as inventory, prepaid expenditures, and long-term receivables not expected to be converted to cash in the near term. It also includes funds that are legally or contractually required to be maintained intact such as the corpus of a permanent fund or foundation.

*Restricted* – amounts that are required by external parties to be used for a specific purpose. Constraints are externally imposed by creditors, grantors, contributors or laws, regulations or enabling legislation.

*Committed* – amounts constrained on use imposed by formal action of the government's highest level of decision making authority (i.e., Board, Council, etc.)

*Assigned* – amounts intended to be used for specific purposes. This is determined by the governing body, the budget or finance committee, or a delegated municipality official.

*Unassigned* – all other resources; the remaining fund balance after non-spendable, restrictions, commitments, and assignments. This class only occurs in the General Fund except for cases of negative fund balances. Negative fund balances are always reported as unassigned, no matter which fund the deficit occurs in.

Fund Balance Classifications and Procedures

For committed fund balance, the Authority's highest level of decision-making authority is the Board. The formal action that is required to be taken to establish, modify, or rescind a fund balance commitment is a resolution.

For assigned fund balance, the Authority Trustees are authorized to assign amounts to a specific purpose.

The Authority has not formally adopted a policy that determines when both restricted and unrestricted fund balances are available which should be used first, therefore restricted resources will be used first, then unrestricted resources if they are needed.

The Authority has not formally adopted a policy that determines whether committed, assigned, or unassigned amounts are considered to be spent when an expenditure is incurred for purposes which amounts from any of those fund balance classifications could be used.

NOTE 7: **RESIDUAL EQUITY TRANSFER**

A residual equity transfer was made from the City general fund to the Authority in the amount of \$50,170 for insurance proceeds originally recorded in the City general fund.

REQUIRED SUPPLEMENTARY INFORMATION

**DOWNTOWN DEVELOPMENT AUTHORITY OF THE  
CITY OF LAPEER, MICHIGAN**

STATEMENT OF REVENUES, EXPENDITURES AND CHANGES IN FUND BALANCE

BUDGET AND ACTUAL

GENERAL OPERATIONS


FOR THE YEAR ENDED JUNE 30, 2016

|  | BUDGETED AMOUNTS |           | ACTUAL    | VARIANCE<br>FAVORABLE<br>(UNFAVORABLE) |
|--|------------------|-----------|-----------|--|
|  | ORIGINAL         | FINAL     |           |  |
| <b>REVENUES</b>  |                  |           |           |  |
| Property taxes   | \$ 83,476        | \$ 83,476 | \$ 82,157 | \$ (1,319)                             |
| Penalty and interest   |                  |           | 662       | 662                                    |
| Interest income  | 150              | 150       | 145       | (5)                                    |
| Donations  | 2,500            | 2,500     | 4,000     | 1,500                                  |
| Special Events/Promotions                                    |                  | 15,900    | 9,400     | (6,500)                                |
| Miscellaneous  |                  | 66,479    | 72,133    | 5,654                                  |
| Contributions from<br>primary government                     | 96,000           | 146,244   | 123,599   | (22,645)                               |
| TOTAL REVENUES   | 182,126          | 314,749   | 292,096   | (22,653)                               |
| <b>EXPENDITURES</b>  |                  |           |           |  |
| Insurance  | 2,200            | 2,811     | 2,810     | 1                                      |
| Attorney   | 500              | 1,513     | 1,513     |  |
| Main Street program  | 900              | 900       |           | 900                                    |
| CIP funded project   | 10,000           | 10,000    | 4,636     | 5,364                                  |
| Design committee   | 1,000            | 1,000     | 900       | 100                                    |
| Beautification   | 1,000            | 1,000     | 1,000     |  |
| Special Events/Promotions                                    |                  | 11,860    | 7,481     | 4,379                                  |
| Property maintenance<br>and utilities                        | 4,000            | 180,016   | 179,032   | 984                                    |
| Programming and promotion<br>services agreement              | 87,500           | 85,876    | 84,500    | 1,376                                  |
| Contractual services   | 45,000           | 45,000    | 27,675    | 17,325                                 |
| Miscellaneous  | 3,448            | 3,448     | 3,285     | 163                                    |
| Contribution to<br>primary government                        | 43,898           | 43,898    | 43,896    | 2                                      |
| TOTAL EXPENDITURES   | 199,446          | 387,322   | 356,728   | 30,594                                 |
| <b>EXCESS (DEFICIENCY) OF<br/>REVENUES OVER EXPENDITURES</b> | (17,320)         | (72,573)  | (64,632)  | 7,941                                  |
| <b>EQUITY TRANSFER</b>                                       |                  |           | 50,170    | 50,170                                 |
| <b>FUND BALANCE, JULY 1</b>                                  | 106,676          | 106,676   | 106,676   |  |
| <b>FUND BALANCE, JUNE 30</b>                                 | \$ 89,356        | \$ 34,103 | \$ 92,214 | \$ 58,111                              |

OTHER SUPPLEMENTARY INFORMATION

THIS PAGE INTENTIONALLY BLANK





# Layton & Richardson, P.C.

Certified Public Accountants

## INDEPENDENT AUDITORS' REPORT ON INTERNAL CONTROL OVER FINANCIAL REPORTING AND ON COMPLIANCE AND OTHER MATTERS BASED ON AN AUDIT OF FINANCIAL STATEMENTS PERFORMED IN ACCORDANCE WITH *GOVERNMENT AUDITING STANDARDS*

Members of the Downtown Development  
Authority of the City of Lapeer  
Lapeer, Michigan

We have audited, in accordance with the auditing standards generally accepted in the United States of America and the standards applicable to financial audits contained in *Government Auditing Standards* issued by the Comptroller General of the United States, the financial statements of the governmental activities of the Downtown Development Authority of the City of Lapeer, Michigan, as of and for the year ended June 30, 2016, and the related notes to the financial statements, which collectively comprise the Downtown Development Authority of the City of Lapeer, Michigan's basic financial statements and have issued our report thereon dated December 16, 2016.

### Internal Control over Financial Reporting

In planning and performing our audit of the financial statements, we considered the Downtown Development Authority of the City of Lapeer, Michigan's internal control over financial reporting (internal control) to determine the audit procedures that are appropriate in the circumstances for the purpose of expressing our opinions on the financial statements, but not for the purpose of expressing an opinion on the effectiveness of the Downtown Development Authority of the City of Lapeer, Michigan's internal control. Accordingly, we do not express an opinion on the effectiveness of the Downtown Development Authority of the City of Lapeer, Michigan's internal control.

A deficiency in internal control exists when the design or operation of a control does not allow management or employees, in the normal course of performing their assigned functions, to prevent, or detect and correct misstatements on a timely basis. A material weakness is a deficiency, or a combination of deficiencies, in internal control, such that there is a reasonable possibility that a material misstatement of the entity's financial statements will not be prevented, or detected and corrected on a timely basis. A significant deficiency is a deficiency, or a combination of deficiencies, in internal control that is less severe than a material weakness, yet important enough to merit attention by those charged with governance.

Our consideration of internal control was for the limited purpose described in the first paragraph of this section and was not designed to identify all deficiencies in internal control that might be material weaknesses or significant deficiencies. Given these limitations, during our audit we did not identify any deficiencies in internal control that we consider to be material weaknesses. However, material weaknesses may exist that have not been identified.

### Compliance and Other Matters

As part of obtaining reasonable assurance about whether the Downtown Development Authority of the City of Lapeer, Michigan's financial statements are free from material misstatement, we performed tests of its compliance with certain provisions of laws, regulations, contracts, and grant agreements, noncompliance with which could have a direct and material effect on the determination of financial statement amounts. However, providing an opinion on compliance with those provisions was not an objective of our audit, and accordingly, we do not express such an opinion. The results of our tests disclosed no instances of noncompliance or other matters that are required to be reported under *Government Auditing Standards*.

1000 Coolidge Road  
East Lansing, MI 48823

(517) 332-1900  
(517) 332-2082 fax  
Info@LNRCPA.com

Merrick A. Richardson, CPA  
Principal  
Rick@LNRCPA.com

Vickie L. Crouch, CPA, CGFM  
Principal  
Vickie@LNRCPA.com

Stephen D. Plumb, JD, CPA  
Principal  
Steve@LNRCPA.COM


**Purpose of this Report**

The purpose of this report is solely to describe the scope of our testing of internal control and compliance and the results of that testing, and not to provide an opinion on the effectiveness of the entity's internal control or on compliance. This report is an integral part of an audit performed in accordance with *Government Auditing Standards* in considering the entity's internal control and compliance. Accordingly, this communication is not suitable for any other purpose.

Handwritten signature in cursive script that reads "Layton & Richardson, P.C."

*Certified Public Accountants*

East Lansing, Michigan  
December 16, 2016



**Layton & Richardson, P.C.**  
*Certified Public Accountants*

---

December 16, 2016

Members of the Downtown Development  
Authority of the City of Lapeer  
Lapeer, Michigan

We have audited the financial statements of the governmental activities of the Downtown Development Authority of the City of Lapeer, Michigan for the year ended June 30, 2016, and have issued our report thereon dated December 16, 2016. Professional standards require that we provide you with information about our responsibilities under generally accepted auditing standards and *Government Auditing Standards*, as well as certain information related to the planned scope and timing of our audit. We have communicated such information in our letter to you dated September 21, 2016. Professional standards also require that we communicate the following information related to our audit.

Significant Audit Findings

*Qualitative Aspects of Accounting Practices*

Management is responsible for the selection and use of appropriate accounting policies. The significant accounting policies used by the Downtown Development Authority of the City of Lapeer, Michigan are described in Note 2 to the financial statements. No new accounting policies were adopted and the application of existing policies was not changed during the year ended June 30, 2016. We noted no transactions entered into by the Authority during the year for which there is a lack of authoritative guidance or consensus. All significant transactions have been recognized in the financial statements in the proper period.

Accounting estimates are an integral part of the financial statements prepared by management and are based on management's knowledge and experience about past and current events and assumptions about future events. Certain accounting estimates are particularly sensitive because of their significance to the financial statements and because of the possibility that future events affecting them may differ significantly from those expected. The most sensitive estimate affecting the financial statements was:

Management's estimate of depreciation of capital assets: The estimates are based on the value, useful life of the capital asset, and depreciation methods. We evaluated the key factors and assumptions used to develop the depreciation of capital assets in determining that it is reasonable in relation to the financial statements taken as a whole.

The financial statement disclosures are neutral, consistent, and clear.

*Difficulties Encountered in Performing the Audit*

We encountered no significant difficulties in dealing with management in performing and completing our audit.

*Corrected and Uncorrected Misstatements*

Professional standards require us to accumulate all known and likely misstatements identified during the audit, other than those that are trivial, and communicate them to the appropriate level of management. Management has corrected all such misstatements. In addition, none of the misstatement detected as a result of audit procedures and corrected by management were material, either individually or in the aggregate, to the financial statements taken as a whole.

1000 Coolidge Road  
East Lansing, MI 48823

(517) 332-1900  
(517) 332-2082 fax  
Info@LNRCPA.com

Merrick A. Richardson, CPA  
Principal  
Rick@LNRCPA.com

Vickie L. Crouch, CPA, CGFM  
Principal  
Vickie@LNRCPA.com

Stephen D. Plumb, JD, CPA  
Principal  
Steve@LNRCPA.COM

*Disagreements with Management*

For purposes of this letter, professional standards define a disagreement with management as a financial accounting, reporting, or auditing matter, whether or not resolved to our satisfaction, that could be significant to the financial statements or the auditor's report. We are pleased to report that no such disagreements arose during the course of our audit.

*Management Representations*

We have requested certain representations from management that are included in the management representation letter dated December 16, 2016.

*Management Consultations with Other Independent Accountants*

In some cases, management may decide to consult with other accountants about auditing and accounting matters, similar to obtaining a "second opinion" on certain situations. If a consultation involves application of an accounting principle to the Authority's financial statements or a determination of the type of auditor's opinion that may be expressed on those statements, our professional standards require the consulting accountant to check with us to determine that the consultant has all the relevant facts. To our knowledge, there were no such consultations with other accountants.

*Other Audit Findings or Issues*

We generally discuss a variety of matters, including the application of accounting principles and auditing standards, with management each year prior to retention as the Authority's auditors. However, these discussions occurred in the normal course of our professional relationship and our responses were not a condition to our retention.

This information is intended solely for the use of the Members and management of the Downtown Development Authority of the City of Lapeer, Michigan and is not intended to be and should not be used by anyone other than these specified parties.

Very truly yours,

A handwritten signature in cursive script that reads "Hayton & Richardson, P.C.".

*Certified Public Accountants*