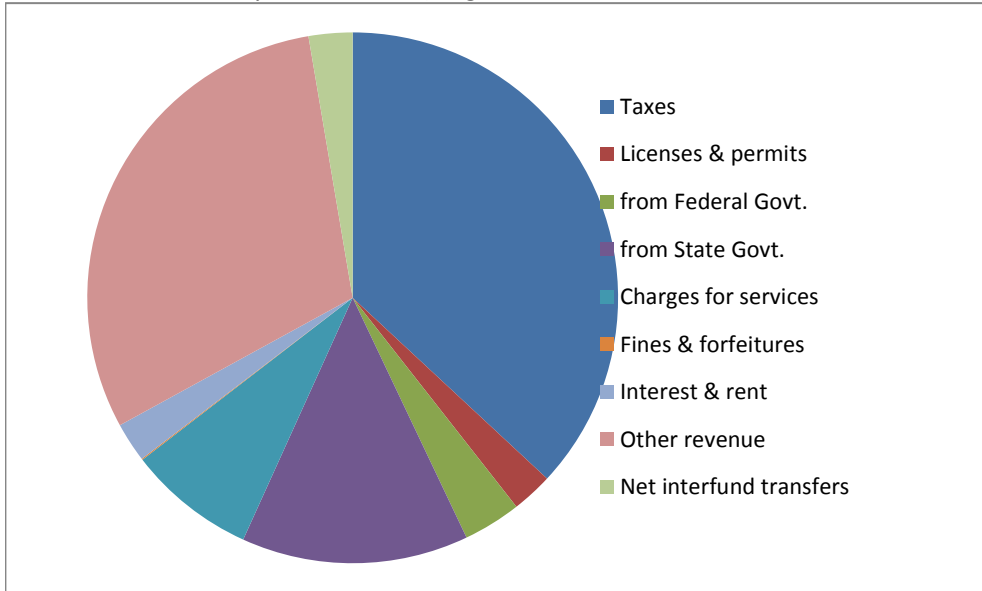


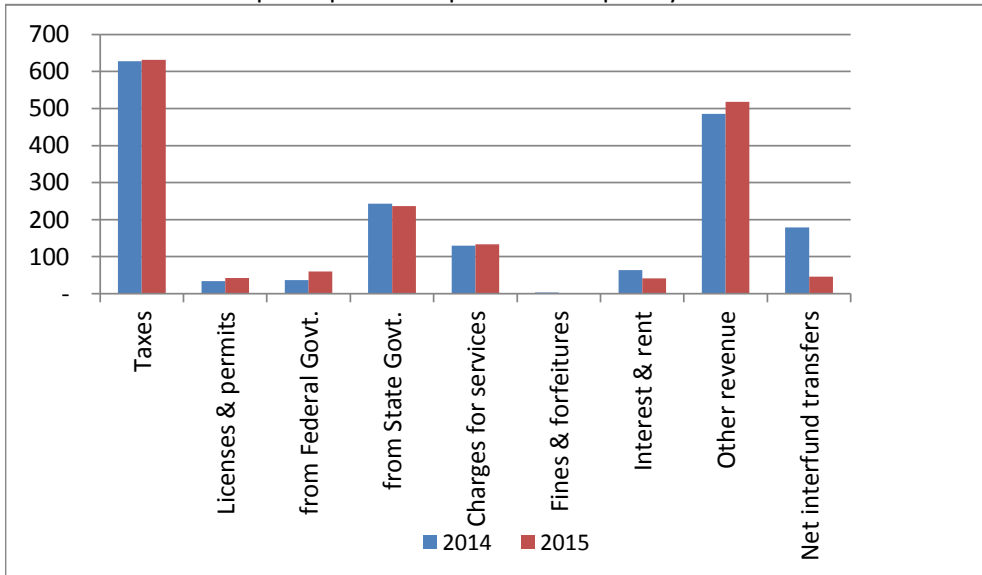
1. Where our money comes from (all governmental funds)



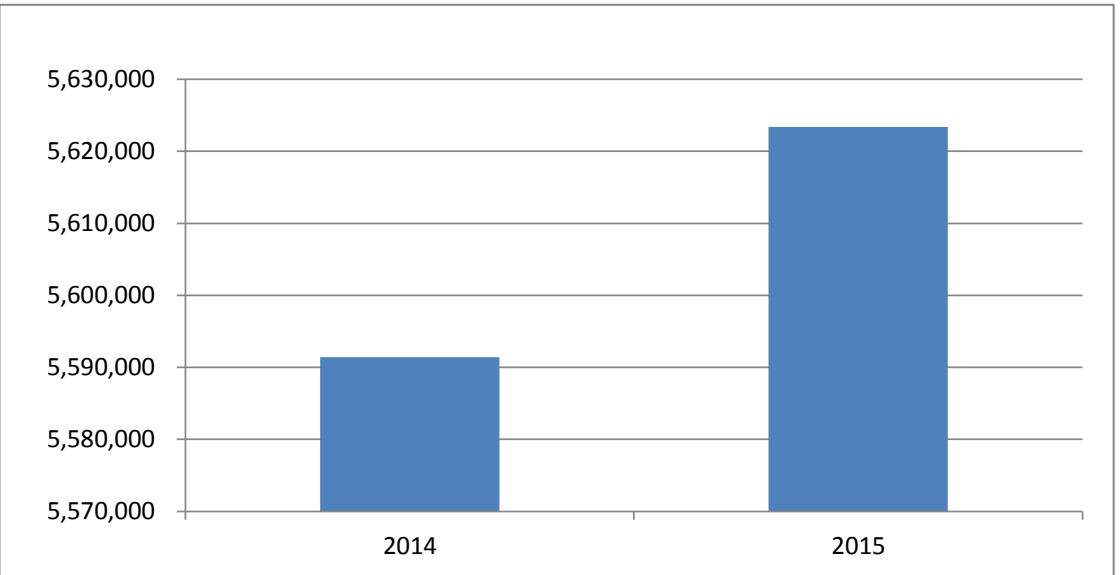
2. Compared to the prior year

	2014	2015	% change
Taxes	\$ 5,591,418	\$ 5,623,404	0.57%
Licenses & permits	304,139	380,239	25.02%
from Federal Govt.	327,184	536,882	64.09%
from State Govt.	2,165,358	2,105,832	-2.75%
Charges for services	1,153,499	1,185,735	2.79%
Fines & forfeitures	28,238	10,325	-63.44%
Interest & rent	568,128	366,521	-35.49%
Other revenue	4,323,783	4,614,972	6.73%
Net interfund transfers	1,590,528	406,469	-74.44%
Sale of debt or assets	-	-	n/a
	<u>\$ 16,052,275</u>	<u>\$ 15,230,379</u>	-5.12%

3. Revenue sources per capita - compared to the prior year



4. Historical trends of



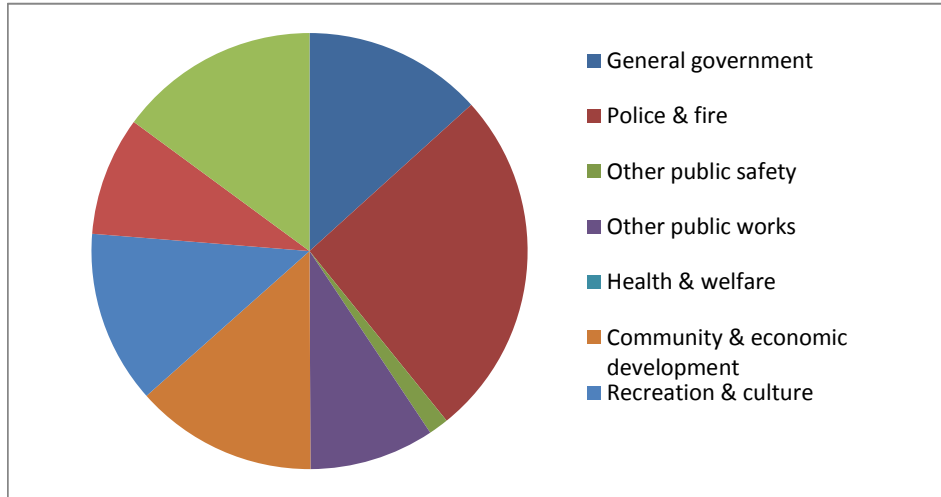
Commentary:

For more information on our unit's finances, contact Kerry Helmick at 810/664-2902.

CITIZENS' GUIDE TO LOCAL UNIT FINANCES - City of Lapeer (442020)

EXPENDITURES

1. Where we spend our money (all governmental funds)

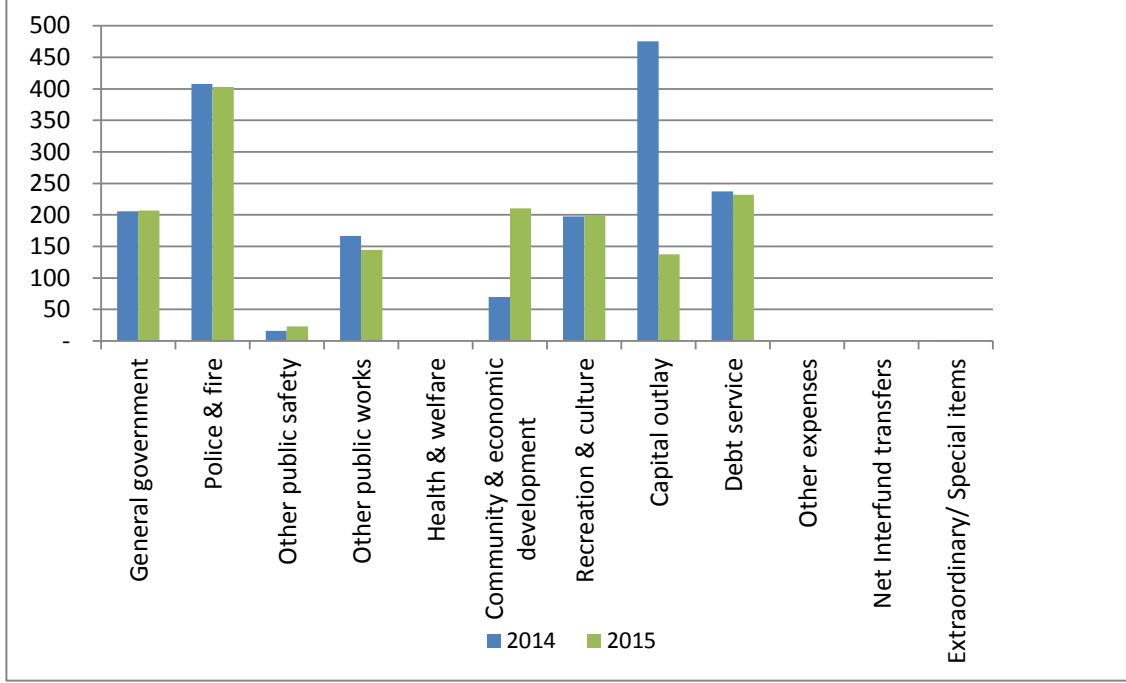


2. Compared to the prior year

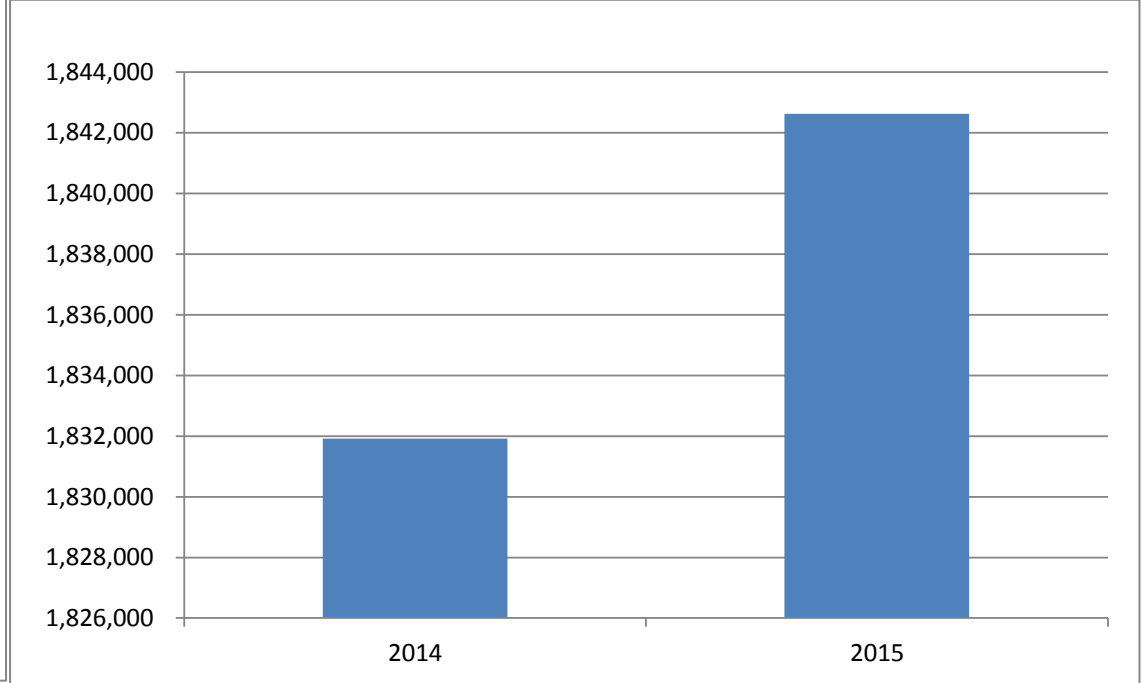
	2014	2015	% change
General government	\$ 1,831,919	\$ 1,842,620	0.58%
Police & fire	3,629,440	3,587,885	-1.14%
Other public safety	142,036	205,602	44.75%
Other public works	1,482,036	1,284,595	-13.32%
Health & welfare	-	-	n/a
Community & economic developr	620,402	1,872,579	201.83%
Recreation & culture	1,759,385	1,777,493	1.03%
Capital outlay	4,231,247	1,222,700	-71.10%
Debt service	2,111,305	2,066,813	-2.11%
Interfund transfers (net)	-	-	n/a
Extraordinary/ Special items	6,200	-	-100.00%
total expenditures	\$ 15,813,970	\$ 13,860,287	-12.35%

General government

3. Spending per capita - compared to the prior year



4. Historical trends of individual departments:



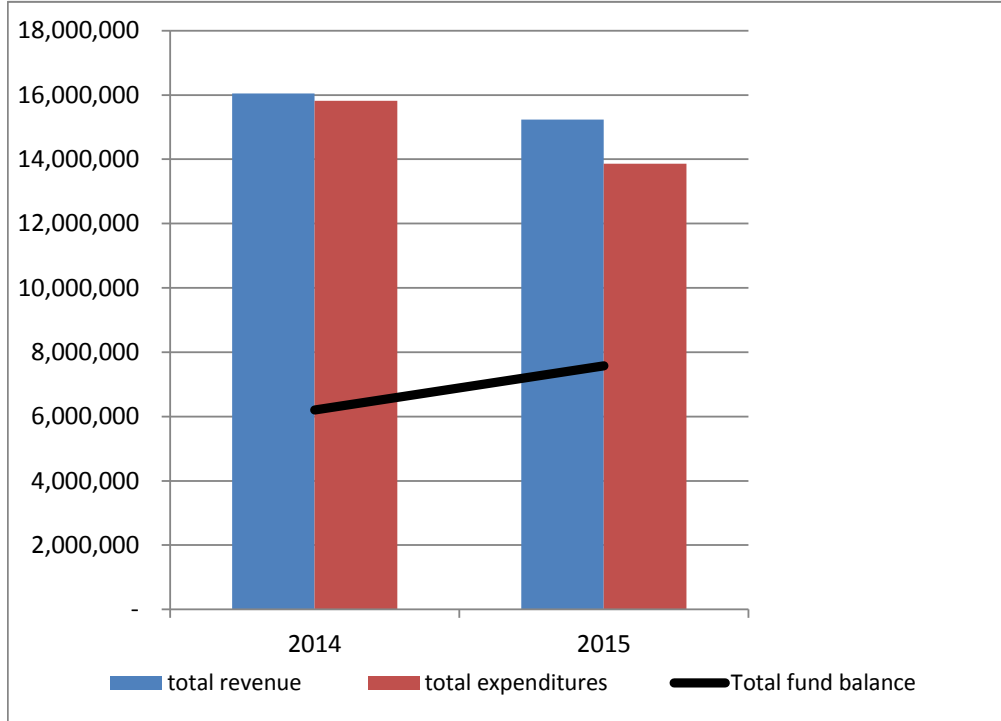
Commentary:

For more information on our unit's finances, contact Kerry Helmick at 810/664-2902.

CITIZENS' GUIDE TO LOCAL UNIT FINANCES - City of Lapeer (442020)

FINANCIAL POSITION

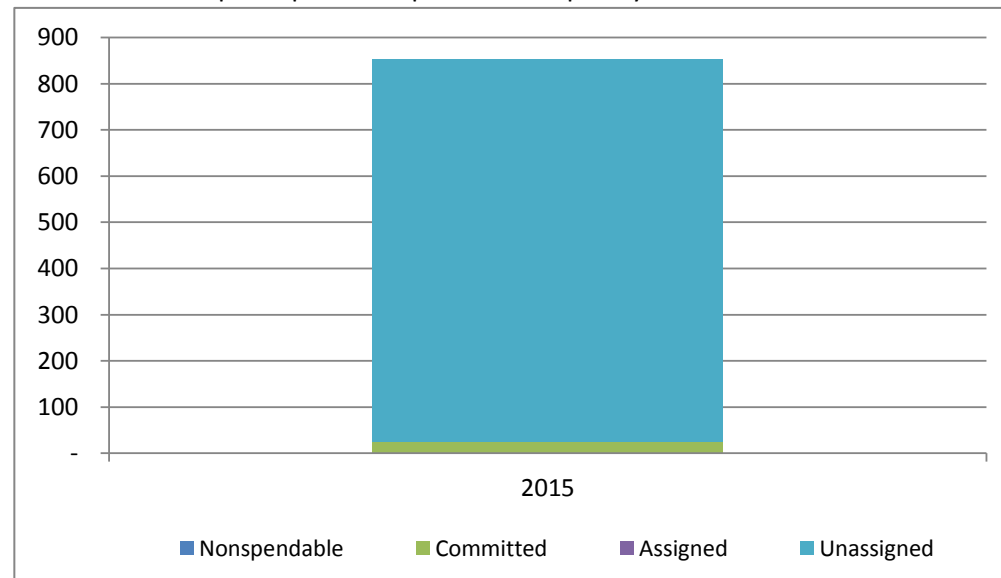
1. How we have managed our governmental fund resources (fund balance)



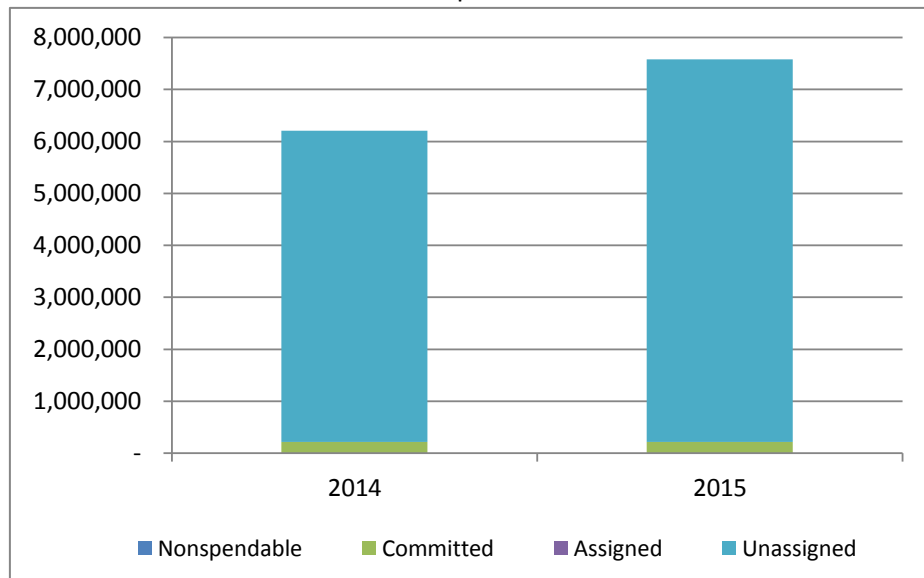
2. Compared to the prior year

	2014	2015	% change
Revenue	16,052,275	15,230,379	-5%
Expenditures	15,813,970	13,860,287	-12%
Surplus (shortfall)	<u>238,305</u>	<u>1,370,992</u>	<u>475%</u>
Fund balance, by component:			
Nonspendable	-	-	n/a
Restricted	-	-	n/a
Committed	216,910	216,910	0%
Assigned	-	-	n/a
Unassigned	<u>5,990,084</u>	<u>7,364,083</u>	<u>23%</u>
total fund balance	<u>6,206,994</u>	<u>7,580,993</u>	<u>22%</u>

3. Fund balance per capita - compared to the prior year



4. Historical trends of individual components



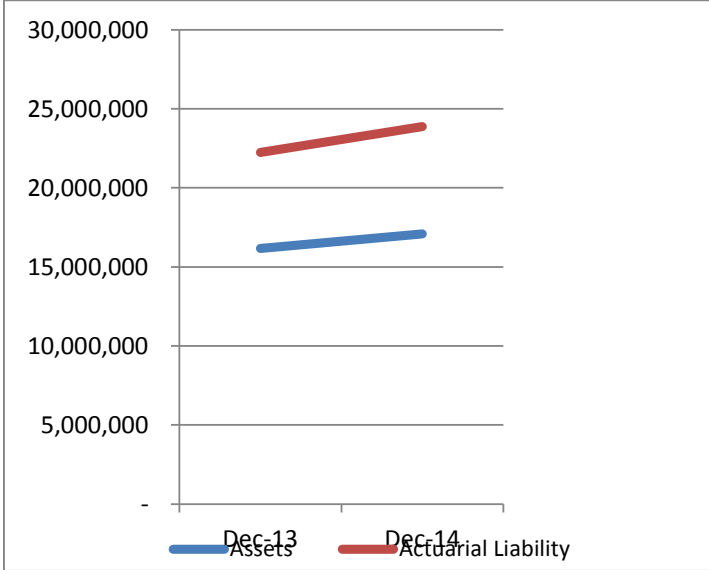
Commentary:

For more information on our unit's finances, contact Kerry Helmick at 810/664-2902.

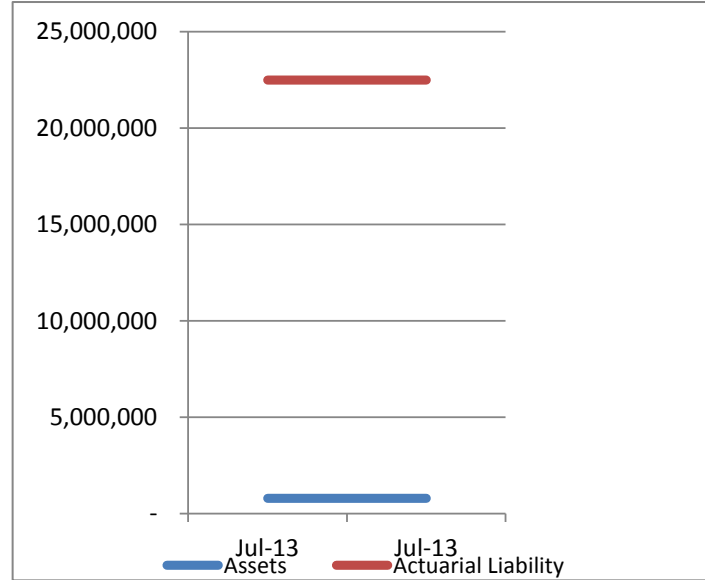
CITIZENS' GUIDE TO LOCAL UNIT FINANCES - City of Lapeer (442020)

OTHER LONG TERM OBLIGATIONS

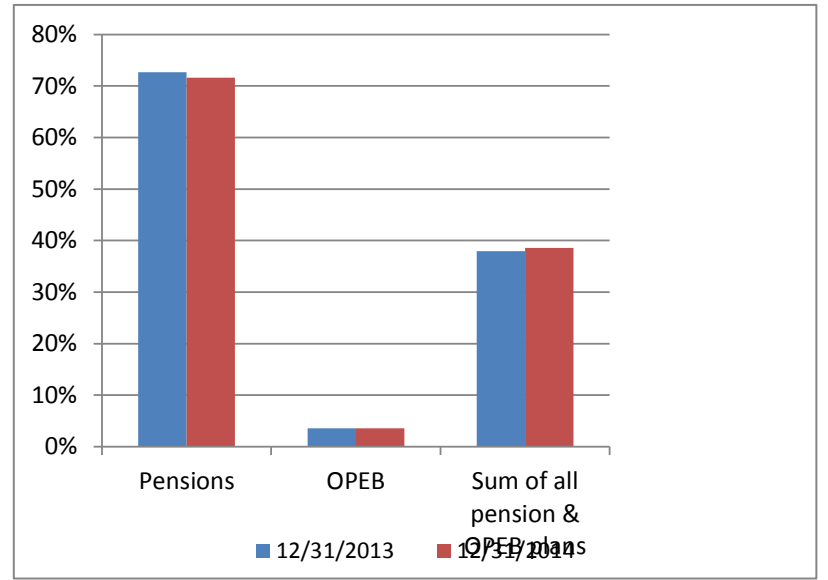
1. Pension funding status



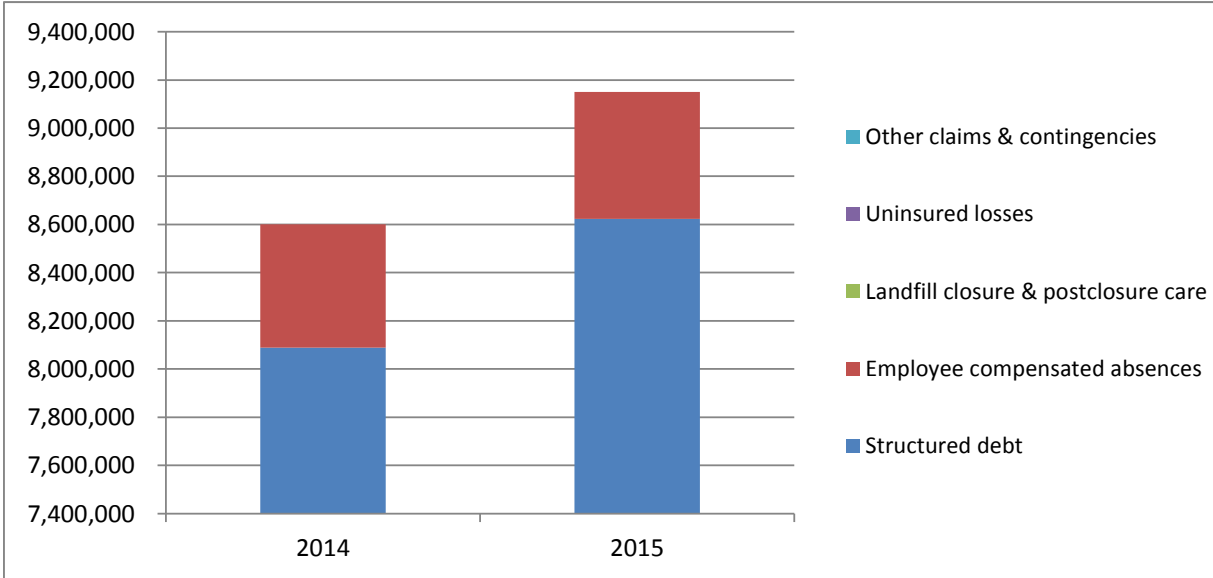
2. Retiree Health care funding status



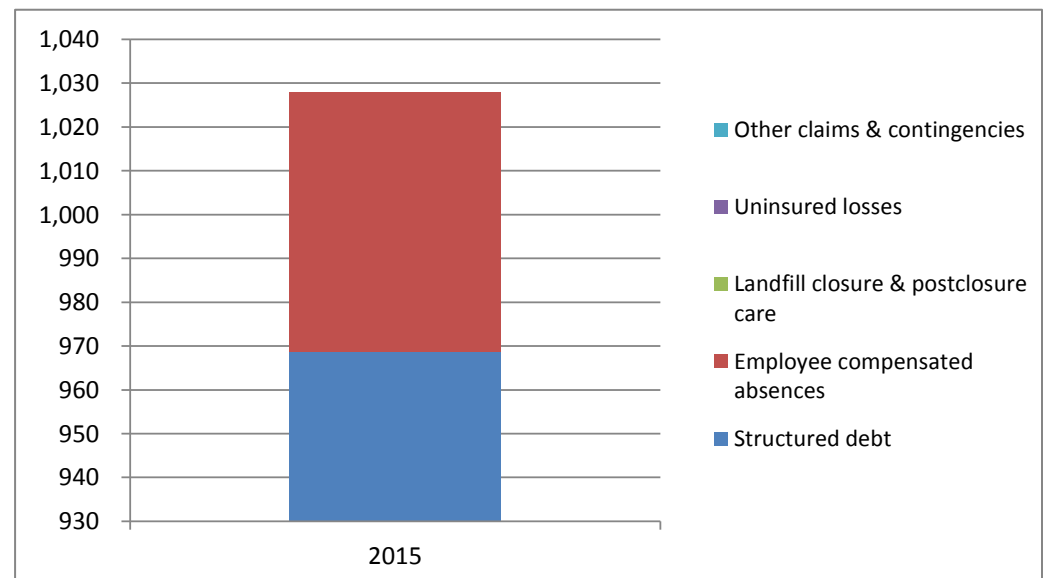
3. Percent funded - compared to the prior year



4. Long Term Debt obligations:



5. Debt & other long term obligations per capita - compared to the prior year



Commentary:

For more information on our unit's finances, contact Kerry Helmick at 810/664-2902.